



Individual Results

Final





Lignieres - Lignieres (FRA) 24-06-2018 - CEI2 120KM :40 Riders

Percentages: Qualified: 55.00% Not qualified: 45.00% (including GA (ex LA): 32.50% ME: 02.50% RET: 05.00% MISC: 05.00%)

RANK	NUM.	AV. SPEED	NAT.	PHASE	RANK	ARRIVAL	IN TIME	RECOV. T.	PH. SPD	BPM	AV. SPD	TOTAL REC.	LAP/LEAD
1	493	20.771		1	5	08:59:40	09:02:20	00:02:40	19.128	63/60	19.128	00:02:40	00:00:23
Sonia BOURLE													
DALILA DE FONTANEL													
09/06/2004													
3 1 13:23:03 13:25:40 00:02:37 20.322 64/60 20.022 00:07:48 00:00:00													
4 1 14:56:38 15:07:42 26.363 58 20.771 00:00:00													
- - Sonia BOURLE													
Total Riding Time: 05:46:38													
2	470	20.541		1	3	08:59:43	09:02:13	00:02:30	19.146	62/60	19.146	00:02:30	00:00:16
Nicolas BALLARIN													
TOOYOU DE GARGASSAN													
27/04/2007													
2 7 11:23:25 11:27:41 00:04:16 20.480 57/58 19.764 00:06:46 00:01:57													
3 5 13:23:02 13:28:03 00:05:01 20.158 64/64 19.867 00:11:47 00:02:23													
Lap / preceding :00:03:53													
4 2 15:00:31 15:11:15 25.432 56 20.541 00:03:53													
- - Nicolas BALLARIN													
Total Riding Time: 05:50:31													
3	456	20.272		1	1	08:59:42	09:01:57	00:02:15	19.188	64/64	19.188	00:02:15	00:00:00
Adil AL BALUSHI													
RAFALE DE LA FAGEOLE													
05/04/2005													
2 4 11:23:32 11:26:47 00:03:15 20.604 64/58 19.843 00:05:30 00:01:03													
3 4 13:23:03 13:26:54 00:03:51 20.221 61/64 19.941 00:09:21 00:01:14													
Lap / preceding :00:04:39													
4 3 15:05:10 15:20:50 22.376 57 20.272 00:08:32													
- - Romain LAPORTE													
Total Riding Time: 05:55:10													
4	484	19.983		1	9	08:59:39	09:02:44	00:03:05	19.066	61/60	19.066	00:03:05	00:00:47
Romain LAPORTE													
NIDJAVA DU CAUSSANEL													
18/04/2008													
2 6 11:23:25 11:27:04 00:03:39 20.703 64/60 19.818 00:06:44 00:01:20													
3 6 13:23:02 13:30:59(2) 00:07:57 19.305 61/60 19.680 00:14:41 00:05:19													
Lap / preceding :00:05:08													
4 4 15:10:18 15:22:27 21.899 60 19.983 00:13:40													
- - Romain LAPORTE													
Total Riding Time: 06:00:18													
5	450	19.454		1	12	09:02:48	09:04:59	00:02:11	18.722	63/60	18.722	00:02:11	00:03:02
Elisabeth HARDY													
ULHMAN MAS JOCONDE													
14/05/2008													
2 10 11:31:21 11:33:54 00:02:33 19.832 61/60 19.239 00:04:44 00:08:10													
3 7 13:35:52 13:38:33 00:02:41 19.138 63/60 19.212 00:07:25 00:12:53													
Lap / preceding :00:09:48													
4 5 15:20:06 15:27:31 20.951 61 19.454 00:23:28													
- - Elisabeth HARDY													
Total Riding Time: 06:10:06													
6	472	19.453		1	13	09:02:50	09:05:52	00:03:02	18.591	64/64	18.591	00:03:02	00:03:55
Adrien BENEDETTI													
NATIFA DE BOZOULS													
22/02/2006													
2 9 11:31:25 11:33:42 00:02:17 20.031 63/60 19.255 00:05:19 00:07:58													
3 8 13:35:53 13:38:39 00:02:46 19.070 62/60 19.206 00:08:05 00:12:59													
Lap / preceding :00:00:01													
4 6 15:20:07 15:27:30 20.985 51 19.453 00:23:29													
- - Adrien BENEDETTI													
Total Riding Time: 06:10:07													
7	485	18.654		1	15	09:07:49	09:10:37	00:02:48	17.915	63/56	17.915	00:02:48	00:08:40
Clemence LE BIHAN													
GUESS DE SANTSINIE													
18/06/2008													
2 13 11:44:37 11:47:20 00:02:43 18.506 57/60 18.194 00:05:31 00:21:36													
3 10 13:51:27 13:54:24 00:02:57 18.606 52/56 18.301 00:08:28 00:28:44													
Lap / preceding :00:15:52													
4 7 15:35:59 15:42:15 20.937 54 18.654 00:39:21													
- - Clemence LE BIHAN													
Total Riding Time: 06:25:59													
8	479	18.653		1	17	09:12:40	09:14:39	00:01:59	17.378	61/54	17.378	00:01:59	00:12:42
Vincent GAUDRIOT													
AHMAD DU BARTHAS													
28/04/2010													
2 12 11:44:37 11:46:50 00:02:13 19.254 62/54 18.231 00:04:12 00:21:06													
3 9 13:51:27 13:54:12 00:02:45 18.543 63/58 18.312 00:06:57 00:28:32													
Lap / preceding :00:00:01													
4 8 15:36:00 15:39:31 20.849 59 18.653 00:39:22													
- - Vincent GAUDRIOT													
Total Riding Time: 06:26:00													
9	474	18.611		1	25	09:15:55	09:19:13	00:03:18	16.808	59/60	16.808	00:03:18	00:17:16
Ilona BOS													
BALTO DE TRACLIN													
05/04/2011													
2 14 11:47:24 11:50:34 00:03:10 19.398 61/60 17.959 00:06:28 00:24:50													
3 12 13:58:44 14:02:57 00:04:13 17.536 63/60 17.845 00:10:41 00:37:17													
Lap / preceding :00:00:52													
4 9 15:36:52 15:46:59 24.592 56 18.611 00:40:14													
- - Ilona BOS													
Total Riding Time: 06:26:52													
10	454	18.539		1	16	09:09:31	09:12:41	00:03:10	17.636	58/60	17.636	00:03:10	00:10:44
Rebecca ARNOLD													
SERPA 2													
15/05/2007													
2 11 11:42:48 11:46:37 00:03:49 18.959 64/52 18.247 00:06:59 00:20:53													
3 11 13:57:15 14:00:40 00:03:25 17.225 61/64 17.965 00:10:24 00:35:00													
Lap / preceding :00:01:30													
4 10 15:38:22 15:47:10 22.642 60 18.539 00:41:44													
- - Rebecca ARNOLD													
Total Riding Time: 06:28:22													

RANK	NUM.	AV. SPEED	NAT.	PHASE	RANK	ARRIVAL	IN TIME	RECOV. T.	PH. SPD	BPM	AV. SPD	TOTAL REC.	LAP/LEAD
11	486	18.052		1	21	09:15:56	09:18:29	00:02:33	16.897	62/62	16.897	00:02:33	00:16:32
Klervi LEFEVRE BOCHER				2	17	11:51:54	11:54:22	00:02:28	18.639	64/60	17.691	00:05:01	00:28:38
VITO DU TREGOR				3	13	14:01:37	14:04:56	00:03:19	17.887	58/64	17.743	00:08:20	00:39:16
Lap / preceding :00:10:29				4	11	15:48:51	15:56:03		20.031	58	18.052		00:52:13
- - Klervi LEFEVRE BOCHER				Total Riding Time: 06:38:51									
12	452	18.048		1	23	09:16:07	09:19:07	00:03:00	16.820	61/64	16.820	00:03:00	00:17:10
Zhiqin TAN				2	19	11:51:52	11:55:59	00:04:07	18.483	55/56	17.579	00:07:07	00:30:15
VANILLE DES ROCHES				3	14	14:01:37	14:05:07	00:03:30	18.175	62/60	17.733	00:10:37	00:39:27
Lap / preceding :00:00:05				4	12	15:48:56	15:56:18		20.068	54	18.048		00:52:18
- - Melanie VILLEGIER				Total Riding Time: 06:38:56									
13	491	17.794		1	19	09:12:41	09:18:21	00:05:40	16.914	63/56	16.914	00:05:40	00:16:24
Benedicte SANTISTEVA				2	20	11:51:54	11:56:01	00:04:07	18.357	58/52	17.577	00:09:47	00:30:17
USSAN AL MAZEL				3	17	14:01:35	14:07:05	00:05:30	17.789	58	17.633	00:15:17	00:41:25
Lap / preceding :00:05:42				4	13	15:54:38	16:04:08		18.766	52	17.794		00:58:00
- - Benedicte SANTISTEVA				Total Riding Time: 06:44:38									
14	455	17.793		1	20	09:16:06	09:18:23	00:02:17	16.910	54/52	16.910	00:02:17	00:16:26
Perrine CAMPANINI				2	18	11:51:51	11:55:06	00:03:15	18.506	64/64	17.640	00:05:32	00:29:22
PINTOR DES PINS				3	16	14:01:35	14:06:35	00:05:00	17.708	62/60	17.658	00:10:32	00:40:55
Lap / preceding :00:00:01				4	14	15:54:39	16:03:21		18.599	64	17.793		00:58:01
- - Clemence BAUDIN				Total Riding Time: 06:44:39									
15	481	17.789		1	18	09:12:47	09:15:37	00:02:50	17.255	61/60	17.255	00:02:50	00:13:40
Caroline JULIEN				2	16	11:51:47	11:54:17	00:02:30	18.202	64/60	17.697	00:05:20	00:28:33
VALERIA DECLOS				3	15	14:01:37	14:06:02	00:04:25	17.657	61/64	17.686	00:09:45	00:40:22
Lap / preceding :00:00:06				4	15	15:54:45	16:06:40		18.393	56	17.789		00:58:07
- - Caroline JULIEN				Total Riding Time: 06:44:45									
16	483	17.540		1	30	09:26:13	09:29:18	00:03:05	15.673	60/60	15.673	00:03:05	00:27:21
Franck LAOUSSE				2	23	12:06:26	12:09:57	00:03:31	17.903	60/60	16.670	00:06:36	00:44:13
AZZIA DU VALLOIS				3	18	14:14:11	14:17:17	00:03:06	18.550	60/64	17.129	00:09:42	00:51:37
Lap / preceding :00:05:44				4	16	16:00:29	16:06:58		20.301	54	17.540		01:03:51
- - Franck LAOUSSE				Total Riding Time: 06:50:29									
17	473	17.274		1	28	09:26:14	09:28:42	00:02:28	15.736	59/60	15.736	00:02:28	00:26:45
Emma BESSET				2	24	12:06:01	12:11:07	00:05:06	17.645	64/62	16.598	00:07:34	00:45:23
GUARNESS DE BOZOULS				3	19	14:14:04	14:19:56	00:05:52	18.240	63/68	17.003	00:13:26	00:54:16
Lap / preceding :00:06:19				4	17	16:06:48	16:15:24		18.992	55	17.274		01:10:10
- - Emma BESSET				Total Riding Time: 06:56:48									
18	467	16.710		1	35	09:25:28	09:34:11	00:08:43	15.177	64/60	15.177	00:08:43	00:32:14
Rachel ALMERAS				2	27	12:06:00	12:13:16	00:07:16	18.139	64/64	16.467	00:15:59	00:47:32
AL BAB DE LA TAVE				3	21	14:19:33	14:26:43	00:07:10	17.336	58/62	16.689	00:23:09	01:01:03
Lap / preceding :00:14:05				4	18	16:20:53	16:29:59		16.831	52	16.710		01:24:15
- - Rachel ALMERAS				Total Riding Time: 07:10:53									
19	468	16.709		1	36	09:25:28	09:34:13	00:08:45	15.173	64/56	15.173	00:08:45	00:32:16
Sarah ANDRIEU				2	28	12:05:57	12:13:19	00:07:22	18.136	57/52	16.464	00:16:07	00:47:35
BATAKLHAN DU CADE				3	20	14:19:35	14:26:41	00:07:06	17.351	60/60	16.690	00:23:13	01:01:01
Lap / preceding :00:00:01				4	19	16:20:54	16:29:56		16.818	53	16.709		01:24:16
- - Sarah ANDRIEU				Total Riding Time: 07:10:54									
20	475	16.077		1	32	09:26:11	09:30:26	00:04:15	15.555	61/64	15.555	00:04:15	00:28:29
Camille COULOMB				2	30	12:15:27	12:20:31	00:05:04	16.605	55/56	16.042	00:09:19	00:54:47
MARBELLA DESCOSTIERES				3	22	14:37:37	14:42:00	00:04:23	15.963	50/59	16.021	00:13:42	01:16:20
Lap / preceding :00:16:57				4	20	16:37:51	16:44:36		16.401	48	16.077		01:41:13
- - Camille COULOMB				Total Riding Time: 07:27:51									
21	488	16.076		1	33	09:26:12	09:30:32	00:04:20	15.545	62/62	15.545	00:04:20	00:28:35
Elena PATON				2	31	12:15:28	12:20:35	00:05:07	16.609	62/60	16.038	00:09:27	00:54:51
WATERLEA DAVID COPPERFIELD				3	22	14:37:36	14:42:00	00:04:24	15.974	61/61	16.021	00:13:51	01:16:20
Lap / preceding :00:00:01				4	21	16:37:52	16:44:55		16.397	60	16.076		01:41:14
- - Clementine MANOHA				Total Riding Time: 07:27:52									
22	451	15.302		1	38	09:26:13	09:40:46(2)	00:14:33	14.555	62/60	14.555	00:14:33	00:38:49
Yongtao AO				2	32	12:23:38	12:34:59(2)	00:11:21	16.093	63/60	15.255	00:25:54	01:09:15
ALLOHA				3	24	14:52:03	15:02:21	00:10:18	15.089	61/64	15.211	00:36:12	01:36:41
Lap / preceding :00:22:40				4	22	17:00:32	17:12:48		15.840	62	15.302		02:03:54
- - Marine VIAL				Total Riding Time: 07:50:32									
NQ	459	LA		1	8	08:59:41	09:02:38	00:02:57	19.081	64/64	19.081	00:02:57	00:00:41
Hisham Saleh Mahmood AL FARSI				2	3	11:23:26	11:26:16	00:02:50	20.843	64/62	19.888	00:05:47	00:00:32
VENUS DE MARJOLAINE				3	2	13:23:04	13:25:56	00:02:52	20.335	61/62	20.004	00:08:39	00:00:16
Lap / preceding :21:56:05				4	LA	14:56:37	15:05:53		26.547	63	20.772		23:59:59
- - Romain LAPORTE													

RANK	NUM.	AV. SPEED	NAT.	PHASE	RANK	ARRIVAL	IN TIME	RECOV. T.	PH. SPD	BPM	AV. SPD	TOTAL REC.	LAP/LEAD
NQ	487	LA		1	4	08:59:46	09:02:16	00:02:30	19.138	60/60	19.138	00:02:30	00:00:19
Antonio NOGUEIRA				2	4	11:24:13	11:26:47	00:02:34	20.667	61/60	19.843	00:05:04	00:01:03
DOZIRA				3	3	13:23:05	13:26:04	00:02:59	20.433	62/60	19.996	00:08:03	00:00:24
Lap / preceding :00:04:34				4	LA	15:01:11	15:10:44		23.938	59	20.502		00:04:33
- - Antonio NOGUEIRA													
NQ	462	LA		1	2	08:59:44	09:02:11	00:02:27	19.152	64/64	19.152	00:02:27	00:00:14
Silvia YEBRA ALTIMIRAS				2	1	11:23:25	11:25:44	00:02:19	20.860	63/60	19.935	00:04:46	00:00:00
FER SIBARI				3	LA	13:23:02	13:25:07	00:02:05	20.407	63/60	20.058	00:06:51	23:59:27
Lap / preceding :23:13:56													
- - Silvia YEBRA ALTIMIRAS													
NQ	463	LA		1	31	09:25:27	09:30:23	00:04:56	15.560	56/52	15.560	00:04:56	00:28:26
Florence BERTRAND				2	29	12:15:29	12:20:25	00:04:56	16.611	56/56	16.048	00:09:52	00:54:41
CAFAEROY				3	LA	14:37:38	14:43:09	00:05:31	15.769	59/60	15.973	00:15:23	01:17:29
Lap / preceding :01:18:02													
- - Sandrine FOIRY LANCE													
NQ	464	ME		1	26	09:15:57	09:19:27	00:03:30	16.780	58	16.780	00:03:30	00:17:30
Butti Ghemran AL QUBAISI				2	21	11:51:50	12:03:53	00:12:03	17.359	62/64	17.053	00:15:33	00:38:09
BALTHAZAR DU PALADIN				3	ME	14:25:31	14:43:49	00:18:18	13.508	84	15.945	00:33:51	01:18:09
Lap / preceding :00:00:40													
- - Butti Ghemran AL QUBAISI													
NQ	476	DSQ		1	11	08:59:45	09:03:55	00:04:10	18.884	58/60	18.884	00:04:10	00:01:58
Brice COULON				2	8	11:23:27	11:33:18	00:09:51	19.747	61/64	19.288	00:14:01	00:07:34
TOUAREG DES VARENNES				3	DSQ	13:47:42	14:07:53(2)	00:20:11	14.138	61	17.592	00:34:12	00:42:13
Lap / preceding :23:24:04													
- - Brice COULON													
NQ	478	LA		1	34	09:28:12	09:31:32	00:03:20	15.442	61/54	15.442	00:03:20	00:29:35
Pascale DIETSCH				2	22	12:05:58	12:08:41	00:02:43	18.438	54/50	16.748	00:06:03	00:42:57
ULSANE DE LA PALUD				3	LA	14:10:59	14:14:48	00:03:49	18.812	59/60	17.249	00:09:52	00:49:08
Lap / preceding :00:06:55													
- - Pascale DIETSCH													
NQ	480	RET		1	29	09:26:14	09:29:17	00:03:03	15.675	63/54	15.675	00:03:03	00:27:20
Laetitia GLORIAN				2	26	12:06:28	12:12:50	00:06:22	17.483	63/60	16.494	00:09:25	00:47:06
MICHTO DU LAURAGAIS				3	RET	14:19:35	14:26:46	00:07:11	17.246	61/60	16.686	00:16:36	01:01:06
Lap / preceding :00:11:58													
- - Laetitia GLORIAN													
NQ	482	LA		1	24	09:11:17	09:19:10	00:07:53	16.814	59/57	16.814	00:07:53	00:17:13
Eleonore LABRO				2	15	11:47:25	11:52:29	00:05:04	19.062	59/60	17.823	00:12:57	00:26:45
ATHENA DE LA XAINTRIE				3	LA	13:57:17	14:02:36	00:05:19	17.977	56/60	17.863	00:18:16	00:36:56
Lap / preceding :23:35:50													
- - Eleonore LABRO													
NQ	489	LA		1	27	09:22:31	09:26:31	00:04:00	15.971	63/61	15.971	00:04:00	00:24:34
Emmanuelle RIONDE				2	25	12:06:23	12:11:11	00:04:48	17.326	59/48	16.594	00:08:48	00:45:27
BEABA DE LAP				3	LA	14:14:08	14:20:02	00:05:54	18.233	64/64	16.998	00:14:42	00:54:22
Lap / preceding :00:17:26													
- - Emmanuelle RIONDE													
NQ	458	LA		1	7	08:59:42	09:02:37	00:02:55	19.084	57/60	19.084	00:02:55	00:00:40
Ali Hassan Yousaf AL FARSI				2	LA	11:23:26	11:27:01	00:03:35	20.690	63/64	19.822	00:06:30	00:01:17
ASTIC DU CAMBOU													
Lap / preceding :21:46:59													
- - Romain LAPORTE													
NQ	460	LA		1	37	09:26:15	09:34:34(2)	00:08:19	15.139	61/58	15.139	00:08:19	00:32:37
Mohamed Fadil AL BALUSHI				2	LA	12:15:30	12:30:39(2)	00:15:09	15.873	59	15.483	00:23:28	01:04:55
RASHEED													
Lap / preceding :01:03:38													
- - Romain LAPORTE													
NQ	469	LA		1	22	09:15:56	09:18:58	00:03:02	16.839	58/60	16.839	00:03:02	00:17:01
Stephanie ARNAL				2	LA	11:47:27	11:54:07(2)	00:06:40	18.758	59	17.708	00:09:42	00:28:23
ATOUT NEYETTE													
Lap / preceding :23:23:28													
- - Stephanie ARNAL													
NQ	477	LA		1	6	08:59:43	09:02:21	00:02:38	19.125	64/62	19.125	00:02:38	00:00:24
Beatrice DANIAU				2	LA	11:23:27	11:27:08	00:03:41	20.614	59/64	19.812	00:06:19	00:01:24
UMALIA D'OLT													
Lap / preceding :23:33:01													
- - Beatrice DANIAU													

RANK	NUM.	AV. SPEED	NAT.	PHASE	RANK	ARRIVAL	IN TIME	RECOV. T.	PH. SPD	BPM	AV. SPD	TOTAL REC.	LAP/LEAD
NQ	490	LA			1	14	09:02:52	09:08:40	00:05:48	18.187	64/64	18.187	00:05:48 00:06:43
Robin RIVIERE													
MARWAN IBN KRONOS 07/03/2010 Lap / preceding :00:20:34 - - Robin RIVIERE													
NQ	492	LA			1	10	08:59:40	09:03:25	00:03:45	18.960	59/60	18.960	00:03:45 00:01:28
Isabelle VARCHON													
MAGIK MAMBA 01/01/2005 Lap / preceding :23:40:41 - - Isabelle VARCHON													
NQ	453	ME TR			1	ME TR	09:22:31	09:42:22	00:19:51	14.412	78	14.412	00:19:51 00:40:25
Zhiqiang WANG													
LESLIE O'NIL 27/06/2008 Lap / preceding :22:53:59 - - Karine MABILON													
NQ	471	RET			1	RET	09:07:50	09:10:55	00:03:05	17.874	63/48	17.874	00:03:05 00:08:58
Paul BARD													
BASILIC 23/05/2011 Lap / preceding :23:28:33 - - Paul BARD													

WD=Withdrawn, RET=Retired, DSQ=Disqualified, FNR=Finished not ranked, LA=Lame, MI=Minor injury, CI=Catastrophic injury, ME=Metabolic, ME-TR=Metabolic invasive treatment, OT=Out of time, FTC: Failed to complete




More than timekeeping

Yamamah Android



Yamamah IOS





Powered by ATRM