






European Championship CH-EU 160KM , Aug 14 2019 7:00AM
CH-EU 160 Km ,Euston Park, UK




| Pos | St # | Pos | Dist | Depart | Arrival | 1st Vet In | 2nd Vet In | Heart Rates | Recovery | CRI/RR1 | Ride Time | Total Ride Time | Phase Speed | Avg Speed | Penalty | Next Depart. | |
|----------|-----------|---|------|---|-------------|-------------|-------------|-------------|---|--|-----------|-----------------|-------------|-----------|---------|--------------|----------|
| 1 | 37 | COSTANZA LALISCIA/10100956/ITA | | | | | | | | SACHA EL KANDHAAR/2006/Grey/Gelding/104CN48 | | | | | | | |
| | | 1 | 2 | 40 | 7:00:00.00 | 8:40:39.55 | 8:42:03.69 | | 62/56 | 01:24 | | 01:42:04 | 01:42:04 | 23.52 | 23.52 | 00:00 | 09:22:03 |
| | | 2 | 2 | 32 | 9:22:03.69 | 10:45:56.43 | 10:47:18.22 | | 53/58 | 01:22 | | 01:25:15 | 03:07:18 | 22.52 | 23.06 | 00:00 | 11:27:18 |
| | | 3 | 2 | 26 | 11:27:18.22 | 12:31:45.79 | 12:33:35.90 | | 61/56 | 01:50 | | 01:06:18 | 04:13:36 | 23.53 | 23.19 | 00:00 | 13:13:35 |
| | | 4 | 2 | 20 | 13:13:35.90 | 14:07:38.99 | 14:10:21.81 | | 63/58 | 02:43 | | 00:56:46 | 05:10:22 | 21.14 | 22.81 | 00:00 | 14:50:21 |
| | | 5 | 2 | 22 | 14:50:21.81 | 15:51:26.33 | 15:54:29.86 | | 57/60 | 03:04 | 16:29:22 | 01:04:08 | 06:14:30 | 20.58 | 22.43 | 00:00 | 16:44:29 |
| | | 6 | 1 | 20 | 16:44:29.86 | 17:37:18.35 | 17:44:30.07 | | 55/60 | 07:12 | | 00:52:48 | 07:07:18 | 22.72 | 22.47 | 00:00 | |
| | | TrailBy: 00:00:00:000 | | Avg Recovery/Tot Recovery : 00:02:55 / 00:17:35 | | | | | F3 Stables/ | | | | | | | | |
| 2 | 17 | PAULA MUNTALA SANCHEZ/10075030/ESP | | | | | | | | T'AIME DE COEUR/2007/Chestnut/Gelding/104GV44 | | | | | | | |
| | | 1 | 3 | 40 | 7:00:00.00 | 8:40:36.01 | 8:42:20.32 | | 64/60 | 01:44 | | 01:42:20 | 01:42:20 | 23.45 | 23.45 | 00:00 | 09:22:20 |
| | | 2 | 5 | 32 | 9:22:20.32 | 10:45:57.91 | 10:48:14.52 | | 63/56 | 02:17 | | 01:25:54 | 03:08:15 | 22.35 | 22.95 | 00:00 | 11:28:14 |
| | | 3 | 5 | 26 | 11:28:14.52 | 12:37:09.65 | 12:42:02.98 | | 62/60 | 04:53 | | 01:13:48 | 04:22:03 | 21.14 | 22.44 | 00:00 | 13:22:02 |
| | | 4 | 5 | 20 | 13:22:02.98 | 14:14:38.57 | 14:18:31.27 | | 62/58 | 03:52 | | 00:56:28 | 05:18:31 | 21.25 | 22.23 | 00:00 | 14:58:31 |
| | | 5 | 3 | 22 | 14:58:31.27 | 15:57:16.31 | 16:01:36.22 | | 60/60 | 04:20 | 16:37:11 | 01:03:05 | 06:21:36 | 20.93 | 22.01 | 00:00 | 16:51:36 |
| | | 6 | 2 | 20 | 16:51:36.22 | 17:38:03.25 | 17:51:04.90 | | 58/60 | 13:02 | | 00:46:27 | 07:08:03 | 25.83 | 22.43 | 00:00 | |
| | | TrailBy: 00:00:44:900 | | Avg Recovery/Tot Recovery : 00:05:01 / 00:30:08 | | | | | JUMA'S TEAM S.L./Jaume PUNTI DACHS | | | | | | | | |
| 3 | 18 | JAUME PUNTI DACHS/10013883/ESP | | | | | | | | ECHO FALLS/2006/Other/Gelding/104ME09 | | | | | | | |
| | | 1 | 13 | 40 | 7:00:00.00 | 8:40:33.24 | 8:42:44.95 | 8:45:27.93 | 68 - 56/56 | 04:55 | | 01:45:28 | 01:45:28 | 22.76 | 22.76 | 00:00 | 09:25:27 |
| | | 2 | 6 | 32 | 9:25:27.93 | 10:54:20.99 | 10:56:54.69 | | 64/60 | 02:34 | | 01:31:27 | 03:16:55 | 21 | 21.94 | 00:00 | 11:36:54 |
| | | 3 | 6 | 26 | 11:36:54.69 | 12:47:25.32 | 12:51:15.70 | | 62/60 | 03:51 | | 01:14:21 | 04:31:16 | 20.98 | 21.68 | 00:00 | 13:31:15 |
| | | 4 | 7 | 20 | 13:31:15.70 | 14:27:05.00 | 14:29:41.50 | 14:32:24.41 | 66 - 59/56 | 05:19 | | 01:01:09 | 05:32:24 | 19.63 | 21.3 | 00:00 | 15:12:24 |
| | | 5 | 6 | 22 | 15:12:24.41 | 16:15:23.31 | 16:20:20.24 | | 60/54 | 04:57 | 16:54:57 | 01:07:56 | 06:40:20 | 19.43 | 20.98 | 00:00 | 17:10:20 |
| | | 6 | 3 | 20 | 17:10:20.24 | 18:05:40.55 | 18:13:13.52 | | 57/58 | 07:33 | | 00:55:20 | 07:35:41 | 21.68 | 21.07 | 00:00 | |
| | | TrailBy: 00:28:22:200 | | Avg Recovery/Tot Recovery : 00:04:51 / 00:29:09 | | | | | JUMAS TEAM/Jaume PUNTI DACHS | | | | | | | | |
| 4 | 16 | OMAR BLANCO RODRIGO/10076807/ESP | | | | | | | | PRIAM DES ROCHES/2007/Grey/Male/104CM77 | | | | | | | |
| | | 1 | 14 | 40 | 7:00:00.00 | 8:40:35.12 | 8:42:58.73 | 8:46:12.92 | 65 - 62/58 | 05:38 | | 01:46:13 | 01:46:13 | 22.6 | 22.6 | 00:00 | 09:26:12 |
| | | 2 | 9 | 32 | 9:26:12.92 | 10:54:21.78 | 10:58:39.49 | | 61/60 | 04:17 | | 01:32:27 | 03:18:39 | 20.77 | 21.75 | 00:00 | 11:38:39 |
| | | 3 | 7 | 26 | 11:38:39.49 | 12:47:26.28 | 12:51:25.55 | | 64/64 | 04:00 | | 01:12:46 | 04:31:26 | 21.44 | 21.66 | 00:00 | 13:31:25 |
| | | 4 | 6 | 20 | 13:31:25.55 | 14:27:06.01 | 14:31:49.23 | | 64/60 | 04:43 | | 01:00:24 | 05:31:49 | 19.87 | 21.34 | 00:00 | 15:11:49 |
| | | 5 | 5 | 22 | 15:11:49.23 | 16:15:24.77 | 16:20:10.86 | | 62/60 | 04:46 | 16:55:01 | 01:08:22 | 06:40:11 | 19.31 | 20.99 | 00:00 | 17:10:10 |
| | | 6 | 4 | 20 | 17:10:10.86 | 18:05:40.69 | 18:13:16.52 | | 60/60 | 07:36 | | 00:55:30 | 07:35:41 | 21.62 | 21.07 | 00:00 | |
| | | TrailBy: 00:28:22:337 | | Avg Recovery/Tot Recovery : 00:05:10 / 00:31:00 | | | | | JUMAS TEAM/ | | | | | | | | |
| 5 | 20 | ANGEL SOY COLL/10042930/ESP | | | | | | | | WARRENS HILL CHAYZE/2008/Grey/Gelding/104SL17 | | | | | | | |
| | | 1 | 15 | 40 | 7:00:00.00 | 8:40:32.37 | 8:46:45.62 | | 63/62 | 06:14 | | 01:46:46 | 01:46:46 | 22.48 | 22.48 | 00:00 | 09:26:45 |
| | | 2 | 14 | 32 | 9:26:45.62 | 10:54:19.93 | 11:00:25.64 | | 64/64 | 06:06 | | 01:33:40 | 03:20:26 | 20.5 | 21.55 | 00:00 | 11:40:25 |
| | | 3 | 13 | 26 | 11:40:25.64 | 12:54:59.47 | 13:00:32.21 | | 64/56 | 05:33 | | 01:20:07 | 04:40:32 | 19.47 | 20.96 | 00:00 | 13:40:32 |
| | | 4 | 13 | 20 | 13:40:32.21 | 14:38:34.28 | 14:44:02.43 | | 63/60 | 05:28 | | 01:03:30 | 05:44:02 | 18.9 | 20.58 | 00:00 | 15:24:02 |
| | | 5 | 8 | 22 | 15:24:02.43 | 16:24:50.83 | 16:30:08.34 | | 63/60 | 05:17 | 17:05:15 | 01:06:06 | 06:50:08 | 19.97 | 20.48 | 00:00 | 17:20:08 |
| | | 6 | 5 | 20 | 17:20:08.34 | 18:08:53.64 | 18:19:06.31 | | 62/60 | 10:12 | | 00:48:45 | 07:38:54 | 24.61 | 20.92 | 00:00 | |
| | | TrailBy: 00:31:35:290 | | Avg Recovery/Tot Recovery : 00:06:28 / 00:38:50 | | | | | JUMAS TEAM/Jaume PUNTI DACHS | | | | | | | | |

| | | | | | | | | | | | | | | | | | |
|-----------|-----------|--------------------------------------|----|----|-------------|---|-------------|-------------|------------|--|----------|----------|----------|-------|-------|-------|----------|
| 6 | 25 | JOSEPHINE THOMAS/10098013/FRA | | | | | | | | KALON MILIN AVEL/2005/Grey/Gelding/104WA92 | | | | | | | |
| | | 1 | 9 | 40 | 7:00:00.00 | 8:43:01.24 | 8:44:39.48 | | 62/64 | 01:38 | | 01:44:39 | 01:44:39 | 22.93 | 22.93 | 00:00 | 09:24:39 |
| | | 2 | 12 | 32 | 9:24:39.48 | 10:56:43.72 | 10:59:11.15 | | 62/64 | 02:27 | | 01:34:32 | 03:19:11 | 20.31 | 21.69 | 00:00 | 11:39:11 |
| | | 3 | 12 | 26 | 11:39:11.15 | 12:54:57.73 | 12:59:49.44 | | 61/64 | 04:51 | | 01:20:38 | 04:39:49 | 19.35 | 21.01 | 00:00 | 13:39:49 |
| | | 4 | 11 | 20 | 13:39:49.44 | 14:38:37.45 | 14:43:47.83 | | 63/64 | 05:11 | | 01:03:58 | 05:43:48 | 18.76 | 20.59 | 00:00 | 15:23:47 |
| | | 5 | 9 | 22 | 15:23:47.83 | 16:24:52.30 | 16:31:52.47 | | 62/68 | 07:00 | 17:07:02 | 01:08:05 | 06:51:52 | 19.39 | 20.39 | 00:00 | 17:21:52 |
| | | 6 | 6 | 20 | 17:21:52.47 | 18:18:27.07 | 18:28:53.88 | | 59/60 | 10:27 | | 00:56:35 | 07:48:27 | 21.21 | 20.49 | 00:00 | |
| | | TrailBy: 00:41:08:720 | | | | Avg Recovery/Tot Recovery : 00:05:15 / 00:31:34 | | | | S.C.E.A. KERVREN ENDURANCE/Margot THOMAS | | | | | | | |
| 7 | 21 | NICOLAS BALLARIN/10021607/FRA | | | | | | | | TAM TAM TOKAY/2007/Grey/Gelding/104GM23 | | | | | | | |
| | | 1 | 8 | 40 | 7:00:00.00 | 8:42:59.61 | 8:44:35.79 | | 63/64 | 01:36 | | 01:44:36 | 01:44:36 | 22.95 | 22.95 | 00:00 | 09:24:35 |
| | | 2 | 13 | 32 | 9:24:35.79 | 10:56:42.33 | 10:59:17.52 | | 63/60 | 02:36 | | 01:34:42 | 03:19:18 | 20.28 | 21.68 | 00:00 | 11:39:17 |
| | | 3 | 10 | 26 | 11:39:17.52 | 12:54:56.65 | 12:56:31.64 | | 64/56 | 01:35 | | 01:17:14 | 04:36:32 | 20.2 | 21.26 | 00:00 | 13:36:31 |
| | | 4 | 8 | 20 | 13:36:31.64 | 14:36:59.07 | 14:39:42.00 | | 62/60 | 02:43 | | 01:03:10 | 05:39:42 | 19 | 20.84 | 00:00 | 15:19:42 |
| | | 5 | 7 | 22 | 15:19:42.00 | 16:23:54.57 | 16:26:00.61 | | 64/64 | 02:06 | 17:00:52 | 01:06:19 | 06:46:01 | 19.91 | 20.69 | 00:00 | 17:16:00 |
| | | 6 | 7 | 20 | 17:16:00.61 | 18:18:28.43 | 18:28:58.43 | | 62/60 | 10:30 | | 01:02:28 | 07:48:28 | 19.21 | 20.49 | 00:00 | |
| | | TrailBy: 00:41:10:080 | | | | Avg Recovery/Tot Recovery : 00:03:31 / 00:21:06 | | | | SARL ATLANTIC ENDURANCE/Marie Christine BEGAUD | | | | | | | |
| 8 | 23 | ROMAN LAFAURE/10055717/FRA | | | | | | | | SHERAZADE CABIRAT/2006/Chestnut/Mare/104FU36 | | | | | | | |
| | | 1 | 11 | 40 | 7:00:00.00 | 8:42:59.04 | 8:44:54.81 | | 59/68 | 01:56 | | 01:44:55 | 01:44:55 | 22.88 | 22.88 | 00:00 | 09:24:54 |
| | | 2 | 16 | 32 | 9:24:54.81 | 10:56:44.29 | 10:59:04.96 | 11:02:21.78 | 66 - 63/60 | 05:38 | | 01:37:27 | 03:22:22 | 19.7 | 21.35 | 00:00 | 11:42:21 |
| | | 3 | 14 | 26 | 11:42:21.78 | 12:58:16.84 | 13:02:30.46 | | 64/60 | 04:13 | | 01:20:09 | 04:42:30 | 19.46 | 20.81 | 00:00 | 13:42:30 |
| | | 4 | 14 | 20 | 13:42:30.46 | 14:44:48.54 | 14:47:41.74 | | 64/64 | 02:53 | | 01:05:11 | 05:47:42 | 18.41 | 20.36 | 00:00 | 15:27:41 |
| | | 5 | 11 | 22 | 15:27:41.74 | 16:33:10.54 | 16:39:36.84 | | 60/60 | 06:26 | 17:13:59 | 01:11:55 | 06:59:37 | 18.35 | 20.02 | 00:00 | 17:29:36 |
| | | 6 | 8 | 20 | 17:29:36.84 | 18:31:16.09 | 18:40:46.36 | | 54/60 | 09:30 | | 01:01:39 | 08:01:16 | 19.46 | 19.95 | 00:00 | |
| | | TrailBy: 00:53:57:740 | | | | Avg Recovery/Tot Recovery : 00:05:06 / 00:30:36 | | | | M. JEAN NOEL LAFAURE/Jean Noel LAFAURE | | | | | | | |
| 9 | 4 | LOUNA SCHUITEN/10037899/BEL | | | | | | | | SABAH DU COURTISOT/2006/Chestnut/Gelding/104AG47 | | | | | | | |
| | | 1 | 17 | 40 | 7:00:00.00 | 8:53:33.94 | 8:55:18.06 | | 63/56 | 01:44 | | 01:55:18 | 01:55:18 | 20.82 | 20.82 | 00:00 | 09:35:18 |
| | | 2 | 18 | 32 | 9:35:18.06 | 11:14:18.14 | 11:16:10.08 | | 63/56 | 01:52 | | 01:40:52 | 03:36:10 | 19.03 | 19.98 | 00:00 | 11:56:10 |
| | | 3 | 15 | 26 | 11:56:10.08 | 13:14:34.97 | 13:17:13.28 | | 63/60 | 02:38 | | 01:21:03 | 04:57:13 | 19.25 | 19.78 | 00:00 | 13:57:13 |
| | | 4 | 15 | 20 | 13:57:13.28 | 15:05:04.06 | 15:07:58.63 | | 64/58 | 02:55 | | 01:10:45 | 06:07:59 | 16.96 | 19.24 | 00:00 | 15:47:58 |
| | | 5 | 13 | 22 | 15:47:58.63 | 16:58:31.56 | 17:01:56.66 | | 64/60 | 03:25 | 17:34:12 | 01:13:58 | 07:21:57 | 17.85 | 19.01 | 00:00 | 17:51:56 |
| | | 6 | 9 | 20 | 17:51:56.66 | 18:56:23.58 | 19:04:36.30 | | 59/60 | 08:12 | | 01:04:27 | 08:26:24 | 18.62 | 18.96 | 00:00 | |
| | | TrailBy: 01:19:05:227 | | | | Avg Recovery/Tot Recovery : 00:03:27 / 00:20:46 | | | | Louna Schuiten/Louna SCHUITEN | | | | | | | |
| 10 | 3 | CELINE JUST/10014315/BEL | | | | | | | | AIGOUAL EMBRUN/2008/Other/Gelding/104YG00 | | | | | | | |
| | | 1 | 20 | 40 | 7:00:00.00 | 8:53:32.83 | 8:56:10.27 | | 64/60 | 02:37 | | 01:56:10 | 01:56:10 | 20.66 | 20.66 | 00:00 | 09:36:10 |
| | | 2 | 17 | 32 | 9:36:10.27 | 11:14:16.93 | 11:16:08.53 | | 63/60 | 01:52 | | 01:39:58 | 03:36:09 | 19.21 | 19.99 | 00:00 | 11:56:08 |
| | | 3 | 17 | 26 | 11:56:08.53 | 13:14:34.70 | 13:17:52.16 | | 63/56 | 03:17 | | 01:21:44 | 04:57:52 | 19.09 | 19.74 | 00:00 | 13:57:52 |
| | | 4 | 17 | 20 | 13:57:52.16 | 15:05:06.95 | 15:08:57.12 | | 64/60 | 03:50 | | 01:11:05 | 06:08:57 | 16.88 | 19.19 | 00:00 | 15:48:57 |
| | | 5 | 12 | 22 | 15:48:57.12 | 16:58:36.05 | 17:01:53.70 | | 63/60 | 03:18 | 17:34:29 | 01:12:57 | 07:21:54 | 18.1 | 19.01 | 00:00 | 17:51:53 |
| | | 6 | 10 | 20 | 17:51:53.70 | 18:56:39.75 | 19:05:59.92 | | 56/58 | 09:20 | | 01:04:46 | 08:26:40 | 18.53 | 18.95 | 00:00 | |
| | | TrailBy: 01:19:21:400 | | | | Avg Recovery/Tot Recovery : 00:04:02 / 00:24:14 | | | | Madame MARIE-NOELLE JUST/Celine JUST | | | | | | | |
| 11 | 35 | TOM MACGUINNESS/10095855/IRL | | | | | | | | HORSEWARE SIGLAVY BAGDADY VIII-3/2008/Grey/Mare/105CN03 | | | | | | | |
| | | 1 | 18 | 40 | 7:00:00.00 | 8:53:37.91 | 8:55:30.78 | | 55/58 | 01:53 | | 01:55:31 | 01:55:31 | 20.78 | 20.78 | 00:00 | 09:35:30 |
| | | 2 | 20 | 32 | 9:35:30.78 | 11:13:49.12 | 11:17:25.84 | | 64/62 | 03:37 | | 01:41:55 | 03:37:26 | 18.84 | 19.87 | 00:00 | 11:57:25 |
| | | 3 | 16 | 26 | 11:57:25.84 | 13:14:33.02 | 13:17:28.76 | | 64/60 | 02:56 | | 01:20:03 | 04:57:29 | 19.49 | 19.77 | 00:00 | 13:57:28 |
| | | 4 | 16 | 20 | 13:57:28.76 | 15:05:12.00 | 15:08:06.85 | | 62/64 | 02:55 | | 01:10:38 | 06:08:07 | 16.99 | 19.23 | 00:00 | 15:48:06 |

| | | | | | | | | | | | | | | | | | |
|-----------------------|-----------------------|---|---|---|-------------|-------------|-------------|---|---|----------|--|----------|-------|-------|-------|----------|--|
| 11 | 5 | 14 | 22 | 15:48:06.85 | 16:58:37.39 | 17:02:50.67 | | 60/60 | 04:14 | 17:34:57 | 01:14:44 | 07:22:51 | 17.66 | 18.97 | 00:00 | 17:52:50 | |
| | 6 | 11 | 20 | 17:52:50.67 | 18:59:56.95 | 19:07:17.08 | | 60/64 | 07:20 | | 01:07:06 | 08:29:57 | 17.88 | 18.83 | 00:00 | | |
| | TrailBy: 01:22:38:603 | | | Avg Recovery/Tot Recovery : 00:03:49 / 00:22:55 | | | | | HORSEWARE PRODUCTS, LTD/Jordi ARBOIX SANTACREU | | | | | | | | |
| 12 | 61 |  | DOMINIKA KLEINOVA/10057814/SVK | | | | | | | | MINTEMIR/2010/Chestnut/Male/105NG11 | | | | | | |
| | 1 | 24 | 40 | 7:00:00.00 | 8:59:18.96 | 9:02:51.34 | | 60/60 | 03:32 | | 02:02:51 | 02:02:51 | 19.54 | 19.54 | 00:00 | 09:42:51 | |
| | 2 | 23 | 32 | 9:42:51.34 | 11:30:16.87 | 11:33:29.68 | | 61/58 | 03:13 | | 01:50:38 | 03:53:30 | 17.35 | 18.5 | 00:00 | 12:13:29 | |
| | 3 | 20 | 26 | 12:13:29.68 | 13:31:51.05 | 13:36:07.60 | | 63/60 | 04:17 | 14:03:13 | 01:22:38 | 05:16:08 | 18.88 | 18.6 | 00:00 | 14:16:07 | |
| | 4 | 20 | 20 | 14:16:07.60 | 15:28:16.43 | 15:33:02.37 | | 58/58 | 04:46 | | 01:16:55 | 06:33:02 | 15.6 | 18.01 | 00:00 | 16:13:02 | |
| | 5 | 16 | 22 | 16:13:02.37 | 17:27:00.88 | 17:31:20.67 | | 61/60 | 04:20 | 18:06:25 | 01:18:18 | 07:51:21 | 16.86 | 17.82 | 00:00 | 18:21:20 | |
| | 6 | 12 | 20 | 18:21:20.67 | 19:31:34.48 | 19:38:40.44 | | 62/64 | 07:06 | | 01:10:14 | 09:01:34 | 17.09 | 17.73 | 00:00 | | |
| TrailBy: 01:54:16:130 | | | Avg Recovery/Tot Recovery : 00:04:32 / 00:27:14 | | | | | SIBA-SIGN, s.r.o./Dominika KLEINOVA | | | | | | | | | |
| 13 | 63 |  | MICHAELA SUPEKOVA/10109257/SVK | | | | | | | | GIROLA DE QUERCUS/2006/Grey/Mare/103UG33 | | | | | | |
| | 1 | 4 | 40 | 7:00:00.00 | 8:40:37.97 | 8:42:35.49 | | 53/56 | 01:57 | | 01:42:35 | 01:42:35 | 23.39 | 23.39 | 00:00 | 09:22:35 | |
| | 2 | 3 | 32 | 9:22:35.49 | 10:45:58.88 | 10:47:44.76 | | 59/64 | 01:46 | | 01:25:09 | 03:07:45 | 22.55 | 23.01 | 00:00 | 11:27:44 | |
| | 3 | 3 | 26 | 11:27:44.76 | 12:31:46.08 | 12:33:54.12 | | 62/63 | 02:08 | | 01:06:09 | 04:13:54 | 23.58 | 23.16 | 00:00 | 13:13:54 | |
| | 4 | 3 | 20 | 13:13:54.12 | 14:08:28.57 | 14:10:12.15 | 14:14:03.11 | 67 - 64/66 | 05:34 | 14:39:31 | 01:00:09 | 05:14:03 | 19.95 | 22.54 | 00:00 | 14:54:03 | |
| | 5 | 10 | 22 | 14:54:03.11 | 16:31:35.71 | 16:35:17.25 | | 63/64 | 03:41 | 17:10:37 | 01:41:14 | 06:55:17 | 13.04 | 20.23 | 00:00 | 17:25:17 | |
| | 6 | 13 | 20 | 17:25:17.25 | 19:31:35.26 | 19:37:38.52 | | 56/54 | 06:04 | | 02:06:18 | 09:01:35 | 9.5 | 17.73 | 00:00 | | |
| TrailBy: 01:54:16:910 | | | Avg Recovery/Tot Recovery : 00:03:31 / 00:21:10 | | | | | ANNA YEBRA ALTAMIRAS- BIEL COMAS BUENO/Anna Maria YEBRA ALTAMIRA | | | | | | | | | |
| 14 | 13 |  | JANEK KROUPA/10116805/CZE | | | | | | | | GAZAL V 6 HEKTOR/2008/Bay/Gelding/104UB21 | | | | | | |
| | 1 | 19 | 40 | 7:00:00.00 | 8:53:55.36 | 8:55:59.18 | | 61/60 | 02:04 | | 01:55:59 | 01:55:59 | 20.69 | 20.69 | 00:00 | 09:35:59 | |
| | 2 | 21 | 32 | 9:35:59.18 | 11:14:06.61 | 11:16:09.71 | 11:19:45.83 | 69 - 58/60 | 05:39 | 11:45:58 | 01:43:47 | 03:39:46 | 18.5 | 19.66 | 00:00 | 11:59:45 | |
| | 3 | 19 | 26 | 11:59:45.83 | 13:15:59.93 | 13:18:41.90 | 13:22:44.18 | 71 - 61/56 | 06:44 | | 01:22:58 | 05:02:44 | 18.8 | 19.42 | 00:00 | 14:02:44 | |
| | 4 | 18 | 20 | 14:02:44.18 | 15:05:15.28 | 15:10:31.28 | | 61/57 | 05:16 | | 01:07:47 | 06:10:31 | 17.7 | 19.11 | 00:00 | 15:50:31 | |
| | 5 | 15 | 22 | 15:50:31.28 | 16:58:46.32 | 17:03:58.76 | 17:07:45.31 | 67 - 60/60 | 08:59 | 17:43:44 | 01:17:14 | 07:27:45 | 17.09 | 18.76 | 00:00 | 17:57:45 | |
| | 6 | 14 | 20 | 17:57:45.31 | 19:35:16.82 | 19:47:33.49 | | 54/52 | 12:16 | | 01:37:32 | 09:05:17 | 12.3 | 17.61 | 00:00 | | |
| TrailBy: 01:57:58:467 | | | Avg Recovery/Tot Recovery : 00:06:49 / 00:40:58 | | | | | Kroupa Jan/Janek KROUPA | | | | | | | | | |
| 15 | 41 |  | NORA PENFORNIS/10086199/LUX | | | | | | | | UNIKE DE L'ASTRAN/2008/Grey/Mare/104XW01 | | | | | | |
| | 1 | 48 | 40 | 7:00:00.00 | 9:23:23.33 | 9:24:42.21 | | 55/56 | 01:19 | | 02:24:42 | 02:24:42 | 16.59 | 16.59 | 00:00 | 10:04:42 | |
| | 2 | 41 | 32 | 10:04:42.21 | 11:54:55.56 | 11:56:11.74 | | 58/52 | 01:16 | | 01:51:30 | 04:16:12 | 17.22 | 16.86 | 00:00 | 12:36:11 | |
| | 3 | 32 | 26 | 12:36:11.74 | 14:02:06.93 | 14:03:28.52 | | 63/60 | 01:22 | | 01:27:17 | 05:43:29 | 17.87 | 17.12 | 00:00 | 14:43:28 | |
| | 4 | 26 | 20 | 14:43:28.52 | 15:52:12.31 | 15:54:38.11 | | 64/60 | 02:26 | | 01:11:10 | 06:54:38 | 16.86 | 17.08 | 00:00 | 16:34:38 | |
| | 5 | 20 | 22 | 16:34:38.11 | 17:45:36.63 | 17:50:39.83 | | 57/54 | 05:03 | 18:25:52 | 01:16:02 | 08:10:40 | 17.36 | 17.12 | 00:00 | 18:40:39 | |
| | 6 | 15 | 20 | 18:40:39.83 | 19:51:35.66 | 19:58:50.23 | | 53/50 | 07:14 | | 01:10:56 | 09:21:36 | 16.92 | 17.09 | 00:00 | | |
| TrailBy: 02:14:17:307 | | | Avg Recovery/Tot Recovery : 00:03:06 / 00:18:40 | | | | | M. Gilles PENFORNIS et Mme Nora JUNKER PENFORNIS/Nora PENFORNIS | | | | | | | | | |
| 16 | 33 |  | MERLE ROEHM/10077654/GER | | | | | | | | DYDIN/2009/Other/Gelding/105DC41 | | | | | | |
| | 1 | 23 | 40 | 7:00:00.00 | 8:57:17.26 | 9:02:29.28 | | 55/58 | 05:12 | | 02:02:29 | 02:02:29 | 19.59 | 19.59 | 00:00 | 09:42:29 | |
| | 2 | 24 | 32 | 9:42:29.28 | 11:30:11.05 | 11:36:22.55 | | 52/62 | 06:12 | | 01:53:53 | 03:56:23 | 16.86 | 18.28 | 00:00 | 12:16:22 | |
| | 3 | 22 | 26 | 12:16:22.55 | 13:42:20.64 | 13:48:58.87 | | 58/56 | 06:38 | 14:14:47 | 01:32:36 | 05:28:59 | 16.85 | 17.87 | 00:00 | 14:28:58 | |
| | 4 | 22 | 20 | 14:28:58.87 | 15:40:02.80 | 15:46:45.99 | | 53/50 | 06:43 | 16:12:37 | 01:17:47 | 06:46:46 | 15.43 | 17.41 | 00:00 | 16:26:45 | |
| | 5 | 19 | 22 | 16:26:45.99 | 17:43:57.43 | 17:49:40.70 | | 58/58 | 05:44 | 18:24:25 | 01:22:55 | 08:09:41 | 15.92 | 17.15 | 00:00 | 18:39:40 | |
| | 6 | 16 | 20 | 18:39:40.70 | 19:52:43.63 | 20:02:14.60 | | 47/52 | 09:31 | | 01:13:03 | 09:22:44 | 16.43 | 17.06 | 00:00 | | |
| TrailBy: 02:15:25:277 | | | Avg Recovery/Tot Recovery : 00:06:40 / 00:40:00 | | | | | Klingbeil, Ursula/Ursula KLINGBEIL | | | | | | | | | |

| | | | | | | | | | | | | | | | | | | |
|----|----|--|---|----|----|---|-------------|-------------|-------------|--|---|----------|----------|----------|-------|-------|-------|----------|
| 17 | 31 | | BERNHARD DORNSIEPEN/10013910/GER | | | | | | | BEKELE EL DJEM/2008/Grey/Gelding/104JV18 | | | | | | | | |
| | | | 1 | 33 | 40 | 7:00:00.00 | 9:11:16.92 | 9:13:08.26 | | 64/60 | 01:51 | | 02:13:08 | 02:13:08 | 18.03 | 18.03 | 00:00 | 09:53:08 |
| | | | 2 | 31 | 32 | 9:53:08.26 | 11:43:13.80 | 11:45:03.12 | | 51/56 | 01:49 | | 01:51:55 | 04:05:03 | 17.16 | 17.63 | 00:00 | 12:25:03 |
| | | | 3 | 25 | 26 | 12:25:03.12 | 13:49:07.10 | 13:51:45.59 | | 59/60 | 02:39 | | 01:26:42 | 05:31:46 | 17.99 | 17.72 | 00:00 | 14:31:45 |
| | | | 4 | 23 | 20 | 14:31:45.59 | 15:49:21.10 | 15:50:56.17 | | 64/60 | 01:35 | | 01:19:11 | 06:50:56 | 15.16 | 17.23 | 00:00 | 16:30:56 |
| | | | 5 | 17 | 22 | 16:30:56.17 | 17:45:42.10 | 17:48:34.19 | | 62/60 | 02:52 | 18:23:59 | 01:17:38 | 08:08:34 | 17 | 17.19 | 00:00 | 18:38:34 |
| | | | 6 | 17 | 20 | 18:38:34.19 | 19:52:43.64 | 19:59:41.74 | | 52/56 | 06:58 | | 01:14:09 | 09:22:44 | 16.18 | 17.06 | 00:00 | |
| | | | TrailBy: 02:15:25:290 | | | Avg Recovery/Tot Recovery : 00:02:57 / 00:17:44 | | | | | Dornsiepen, Bernhard/Bernhard DORNSIEPEN | | | | | | | |
| 18 | 32 | | JULE KLINGBEIL/10077240/GER | | | | | | | AID DU FLORIVAL/2007/Grey/Mare/104JB76 | | | | | | | | |
| | | | 1 | 22 | 40 | 7:00:00.00 | 8:57:19.40 | 9:00:10.45 | | 52/56 | 02:51 | | 02:00:10 | 02:00:10 | 19.97 | 19.97 | 00:00 | 09:40:10 |
| | | | 2 | 22 | 32 | 9:40:10.45 | 11:30:15.57 | 11:33:00.58 | | 61/60 | 02:45 | | 01:52:50 | 03:53:01 | 17.02 | 18.54 | 00:00 | 12:13:00 |
| | | | 3 | 21 | 26 | 12:13:00.58 | 13:42:22.87 | 13:47:01.34 | | 62/50 | 04:38 | | 01:34:01 | 05:27:01 | 16.59 | 17.98 | 00:00 | 14:27:01 |
| | | | 4 | 21 | 20 | 14:27:01.34 | 15:40:06.88 | 15:44:29.23 | | 64/56 | 04:22 | | 01:17:28 | 06:44:29 | 15.49 | 17.5 | 00:00 | 16:24:29 |
| | | | 5 | 18 | 22 | 16:24:29.23 | 17:44:04.83 | 17:48:47.53 | | 56/56 | 04:43 | 18:24:22 | 01:24:18 | 08:08:48 | 15.66 | 17.19 | 00:00 | 18:38:47 |
| | | | 6 | 18 | 20 | 18:38:47.53 | 19:52:43.71 | 20:02:19.53 | | 50/52 | 09:36 | | 01:13:56 | 09:22:44 | 16.23 | 17.06 | 00:00 | |
| | | | TrailBy: 02:15:25:363 | | | Avg Recovery/Tot Recovery : 00:04:49 / 00:28:55 | | | | | Wissler, Gerald/Ursula KLINGBEIL | | | | | | | |
| 19 | 54 | | JOÃO PEDRO PEREIRA LOPES/10054663/POR | | | | | | | FAISER/2010/Grey/Mare/105LU85 | | | | | | | | |
| | | | 1 | 44 | 40 | 7:00:00.00 | 9:14:40.47 | 9:19:09.90 | | 64/63 | 04:30 | | 02:19:10 | 02:19:10 | 17.25 | 17.25 | 00:00 | 09:59:09 |
| | | | 2 | 40 | 32 | 9:59:09.90 | 11:49:58.69 | 11:53:37.44 | | 63/60 | 03:38 | | 01:54:28 | 04:13:37 | 16.77 | 17.03 | 00:00 | 12:33:37 |
| | | | 3 | 33 | 26 | 12:33:37.44 | 13:59:42.89 | 14:05:01.46 | | 64/60 | 05:18 | | 01:31:24 | 05:45:01 | 17.07 | 17.04 | 00:00 | 14:45:01 |
| | | | 4 | 36 | 20 | 14:45:01.46 | 15:58:42.18 | 16:05:16.57 | | 64/60 | 06:35 | | 01:20:15 | 07:05:17 | 14.95 | 16.65 | 00:00 | 16:45:16 |
| | | | 5 | 27 | 22 | 16:45:16.57 | 18:01:40.51 | 18:09:12.43 | | 63/64 | 07:31 | 18:44:38 | 01:23:56 | 08:29:12 | 15.73 | 16.5 | 00:00 | 18:59:12 |
| | | | 6 | 19 | 20 | 18:59:12.43 | 20:01:46.60 | 20:12:54.48 | | 62/60 | 11:07 | | 01:02:34 | 09:31:47 | 19.18 | 16.79 | 00:00 | |
| | | | TrailBy: 02:24:28:247 | | | Avg Recovery/Tot Recovery : 00:06:26 / 00:38:39 | | | | | Joaquim Pedro Fernandes Pereira/João Pedro Pereira LOPES | | | | | | | |
| 20 | 55 | | MARGARIDA OLIVEIRA SOARES/10025506/POR | | | | | | | ECLIPSE DA CAMOEIRA/2009/Grey/Gelding/104QG86 | | | | | | | | |
| | | | 1 | 46 | 40 | 7:00:00.00 | 9:11:13.25 | 9:15:11.36 | 9:20:04.88 | 78 - 54/56 | 08:52 | | 02:20:05 | 02:20:05 | 17.13 | 17.13 | 00:00 | 10:00:04 |
| | | | 2 | 45 | 32 | 10:00:04.88 | 11:49:58.31 | 11:53:58.07 | 11:57:16.70 | 85 - 62/56 | 07:19 | | 01:57:12 | 04:17:17 | 16.38 | 16.79 | 00:00 | 12:37:16 |
| | | | 3 | 36 | 26 | 12:37:16.70 | 14:02:05.59 | 14:07:32.93 | | 64/60 | 05:27 | | 01:30:16 | 05:47:33 | 17.28 | 16.92 | 00:00 | 14:47:32 |
| | | | 4 | 38 | 20 | 14:47:32.93 | 15:58:30.72 | 16:04:22.33 | 16:09:16.80 | 69 - 56/68 | 10:46 | 16:37:33 | 01:21:44 | 07:09:17 | 14.68 | 16.49 | 00:00 | 16:49:16 |
| | | | 5 | 26 | 22 | 16:49:16.80 | 18:01:01.59 | 18:08:00.75 | | 61/60 | 06:59 | 18:45:05 | 01:18:44 | 08:28:01 | 16.77 | 16.54 | 00:00 | 18:58:00 |
| | | | 6 | 20 | 20 | 18:58:00.75 | 20:01:46.72 | 20:12:36.09 | | 59/60 | 10:49 | | 01:03:46 | 09:31:47 | 18.82 | 16.79 | 00:00 | |
| | | | TrailBy: 02:24:28:373 | | | Avg Recovery/Tot Recovery : 00:08:22 / 00:50:12 | | | | | Caetano Oliveira Soares/Margarida Oliveira SOARES | | | | | | | |
| 21 | 9 | | NIKOLAY NIKOLOV/10102061/BUL | | | | | | | TANZANIA/2009/Grey/Mare/105ET26 | | | | | | | | |
| | | | 1 | 30 | 40 | 7:00:00.00 | 9:06:04.20 | 9:09:07.36 | | 63/64 | 03:03 | | 02:09:07 | 02:09:07 | 18.59 | 18.59 | 00:00 | 09:49:07 |
| | | | 2 | 25 | 32 | 9:49:07.36 | 11:34:51.10 | 11:37:00.72 | | 61/68 | 02:10 | 12:02:41 | 01:47:53 | 03:57:01 | 17.8 | 18.23 | 00:00 | 12:17:00 |
| | | | 3 | 26 | 26 | 12:17:00.72 | 13:49:01.30 | 13:52:45.69 | | 62/66 | 03:45 | 14:18:37 | 01:35:45 | 05:32:46 | 16.29 | 17.67 | 00:00 | 14:32:45 |
| | | | 4 | 24 | 20 | 14:32:45.69 | 15:49:22.54 | 15:52:54.56 | | 60/63 | 03:32 | | 01:20:09 | 06:52:55 | 14.97 | 17.15 | 00:00 | 16:32:54 |
| | | | 5 | 22 | 22 | 16:32:54.56 | 17:52:14.38 | 17:56:26.86 | | 61/60 | 04:13 | 18:31:42 | 01:23:32 | 08:16:27 | 15.8 | 16.92 | 00:00 | 18:46:26 |
| | | | 6 | 21 | 20 | 18:46:26.86 | 20:03:00.60 | 20:14:24.73 | | 57/64 | 11:24 | | 01:16:34 | 09:33:01 | 15.67 | 16.75 | 00:00 | |
| | | | TrailBy: 02:25:42:250 | | | Avg Recovery/Tot Recovery : 00:04:41 / 00:28:07 | | | | | Yavis - 66 Ltd./Nikolay NIKOLOV | | | | | | | |
| 22 | 7 | | DENIS FURLANSKI/10118675/BUL | | | | | | | POMPEY/2007/Bay/Male/104GK69 | | | | | | | | |
| | | | 1 | 29 | 40 | 7:00:00.00 | 9:06:03.25 | 9:08:58.54 | | 60/64 | 02:56 | | 02:08:59 | 02:08:59 | 18.61 | 18.61 | 00:00 | 09:48:58 |
| | | | 2 | 28 | 32 | 9:48:58.54 | 11:34:49.12 | 11:37:45.62 | | 63/64 | 02:57 | | 01:48:47 | 03:57:46 | 17.65 | 18.17 | 00:00 | 12:17:45 |
| | | | 3 | 27 | 26 | 12:17:45.62 | 13:49:00.35 | 13:53:08.12 | | 63/64 | 04:08 | | 01:35:22 | 05:33:08 | 16.36 | 17.65 | 00:00 | 14:33:08 |
| | | | 4 | 25 | 20 | 14:33:08.12 | 15:49:23.41 | 15:53:02.70 | | 64/58 | 03:40 | | 01:19:55 | 06:53:03 | 15.02 | 17.14 | 00:00 | 16:33:02 |

| | | | | | | | | | | | | | | | | | |
|-----------------------|-----------------------|----|---|---|-------------|-------------|-------------|------------------------------------|----------------------------|----------|----------|--|-------|-------|-------|----------|--|
| 22 | 5 | 23 | 22 | 16:33:02.70 | 17:52:13.72 | 17:56:54.97 | | 64/64 | 04:41 | 18:31:47 | 01:23:52 | 08:16:55 | 15.74 | 16.9 | 00:00 | 18:46:54 | |
| | 6 | 22 | 20 | 18:46:54.97 | 20:03:00.62 | 20:14:20.52 | | 54/56 | 11:20 | | 01:16:06 | 09:33:01 | 15.77 | 16.75 | 00:00 | | |
| | TrailBy: 02:25:42:270 | | | Avg Recovery/Tot Recovery : 00:04:57 / 00:29:42 | | | | | Yavis Ltd./Denis FURLANSKI | | | | | | | | |
| 23 | 26 | | RACHAEL ATKINSON/10018136/GBR | | | | | | | | | TANNASG PSYCHES REALM/2008/Chestnut/Gelding/105FS83 | | | | | |
| | 1 | 45 | 40 | 7:00:00.00 | 9:17:36.96 | 9:19:50.77 | | 61/60 | 02:14 | | 02:19:51 | 02:19:51 | 17.16 | 17.16 | 00:00 | 09:59:50 | |
| | 2 | 44 | 32 | 9:59:50.77 | 11:54:50.09 | 11:57:13.71 | | 56/60 | 02:24 | | 01:57:23 | 04:17:14 | 16.36 | 16.79 | 00:00 | 12:37:13 | |
| | 3 | 35 | 26 | 12:37:13.71 | 14:04:55.37 | 14:07:25.46 | | 64/64 | 02:30 | | 01:30:12 | 05:47:25 | 17.3 | 16.92 | 00:00 | 14:47:25 | |
| | 4 | 32 | 20 | 14:47:25.46 | 16:00:01.05 | 16:02:20.44 | | 55/54 | 02:19 | | 01:14:55 | 07:02:20 | 16.02 | 16.76 | 00:00 | 16:42:20 | |
| | 5 | 24 | 22 | 16:42:20.44 | 18:00:29.07 | 18:02:49.76 | | 57/60 | 02:21 | 18:37:53 | 01:20:29 | 08:22:50 | 16.4 | 16.71 | 00:00 | 18:52:49 | |
| | 6 | 23 | 20 | 18:52:49.76 | 20:08:09.19 | 20:13:24.05 | | 59/56 | 05:15 | | 01:15:19 | 09:38:09 | 15.93 | 16.6 | 00:00 | | |
| TrailBy: 02:30:50:840 | | | Avg Recovery/Tot Recovery : 00:02:50 / 00:17:03 | | | | | Rachael Atkinson/Rachael ATKINSON | | | | | | | | | |
| 24 | 28 | | ANNETTE MASTERSON/10041995/GBR | | | | | | | | | SHOSHANA/2004/Chestnut/Mare/105RR68 | | | | | |
| | 1 | 47 | 40 | 7:00:00.00 | 9:17:35.91 | 9:21:08.59 | | 59/61 | 03:33 | | 02:21:09 | 02:21:09 | 17 | 17 | 00:00 | 10:01:08 | |
| | 2 | 47 | 32 | 10:01:08.59 | 11:54:50.61 | 11:58:37.66 | | 54/56 | 03:47 | | 01:57:29 | 04:18:38 | 16.34 | 16.7 | 00:00 | 12:38:37 | |
| | 3 | 39 | 26 | 12:38:37.66 | 14:04:55.98 | 14:08:43.41 | | 63/54 | 03:47 | | 01:30:06 | 05:48:43 | 17.31 | 16.86 | 00:00 | 14:48:43 | |
| | 4 | 33 | 20 | 14:48:43.41 | 16:00:01.95 | 16:03:18.54 | | 64/56 | 03:17 | 16:28:51 | 01:14:35 | 07:03:19 | 16.09 | 16.73 | 00:00 | 16:43:18 | |
| | 5 | 25 | 22 | 16:43:18.54 | 18:00:29.88 | 18:04:27.65 | | 61/62 | 03:58 | 18:40:04 | 01:21:09 | 08:24:28 | 16.27 | 16.65 | 00:00 | 18:54:27 | |
| | 6 | 24 | 20 | 18:54:27.65 | 20:08:09.96 | 20:14:50.13 | | 57/64 | 06:40 | | 01:13:42 | 09:38:10 | 16.28 | 16.6 | 00:00 | | |
| TrailBy: 02:30:51:613 | | | Avg Recovery/Tot Recovery : 00:04:10 / 00:25:02 | | | | | MRS ANN HARRISON/Annette MASTERSON | | | | | | | | | |
| 25 | 8 | | JORDAN IVANOV/10141975/BUL | | | | | | | | | MON SPACE/2009/Bay/Gelding/105GT34 | | | | | |
| | 1 | 36 | 40 | 7:00:00.00 | 9:06:21.04 | 9:15:50.50 | | 63/60 | 09:30 | | 02:15:51 | 02:15:51 | 17.67 | 17.67 | 00:00 | 09:55:50 | |
| | 2 | 34 | 32 | 9:55:50.50 | 11:43:43.47 | 11:51:10.16 | | 61/60 | 07:27 | | 01:55:20 | 04:11:10 | 16.65 | 17.2 | 00:00 | 12:31:10 | |
| | 3 | 34 | 26 | 12:31:10.16 | 13:59:43.79 | 14:07:24.73 | | 64/60 | 07:41 | | 01:36:15 | 05:47:25 | 16.21 | 16.93 | 00:00 | 14:47:24 | |
| | 4 | 39 | 20 | 14:47:24.73 | 15:58:52.84 | 16:05:27.23 | 16:11:02.87 | 71 - 60/60 | 12:10 | | 01:23:38 | 07:11:03 | 14.35 | 16.43 | 00:00 | 16:51:02 | |
| | 5 | 29 | 22 | 16:51:02.87 | 18:08:04.97 | 18:17:18.20 | | 63/64 | 09:13 | 18:52:43 | 01:26:15 | 08:37:18 | 15.3 | 16.24 | 00:00 | 19:07:18 | |
| | 6 | 25 | 20 | 19:07:18.20 | 20:25:00.87 | 20:40:48.30 | | 58/56 | 15:47 | | 01:17:43 | 09:55:01 | 15.44 | 16.13 | 00:00 | | |
| TrailBy: 02:47:42:523 | | | Avg Recovery/Tot Recovery : 00:10:18 / 01:01:48 | | | | | Velina Ivanova/Jordan IVANOV | | | | | | | | | |
| 26 | 27 | | KATE ATKINSON/10073652/GBR | | | | | | | | | DNS RONALDO/2007/Bay/Gelding/104UJ17 | | | | | |
| | 1 | 52 | 40 | 7:00:00.00 | 9:24:31.39 | 9:28:20.78 | | 54/56 | 03:50 | | 02:28:21 | 02:28:21 | 16.18 | 16.18 | 00:00 | 10:08:20 | |
| | 2 | 49 | 32 | 10:08:20.78 | 12:02:07.70 | 12:06:11.91 | | 62/60 | 04:04 | | 01:57:51 | 04:26:12 | 16.29 | 16.23 | 00:00 | 12:46:11 | |
| | 3 | 41 | 26 | 12:46:11.91 | 14:13:05.95 | 14:17:33.66 | | 61/60 | 04:28 | | 01:31:22 | 05:57:34 | 17.07 | 16.44 | 00:00 | 14:57:33 | |
| | 4 | 40 | 20 | 14:57:33.66 | 16:08:04.44 | 16:13:25.30 | | 61/60 | 05:21 | | 01:15:52 | 07:13:25 | 15.82 | 16.34 | 00:00 | 16:53:25 | |
| | 5 | 28 | 22 | 16:53:25.30 | 18:08:04.50 | 18:16:26.02 | | 61/64 | 08:21 | 18:53:18 | 01:23:01 | 08:36:26 | 15.9 | 16.27 | 00:00 | 19:06:26 | |
| | 6 | 26 | 20 | 19:06:26.02 | 20:25:15.31 | 20:35:41.89 | | 58/60 | 10:27 | | 01:18:49 | 09:55:15 | 15.22 | 16.13 | 00:00 | | |
| TrailBy: 02:47:56:957 | | | Avg Recovery/Tot Recovery : 00:06:05 / 00:36:31 | | | | | Rachael Atkinson/Rachael ATKINSON | | | | | | | | | |
| 27 | 44 | | DONNA OUDSHOORN/10019108/NED | | | | | | | | | VALKAN V/D ELZAHOEVE/2009/Chestnut/Gelding/105HS36 | | | | | |
| | 1 | 54 | 40 | 7:00:00.00 | 9:23:21.53 | 9:26:01.55 | 9:30:58.29 | 69 - 64/68 | 07:36 | | 02:30:58 | 02:30:58 | 15.9 | 15.9 | 00:00 | 10:10:58 | |
| | 2 | 51 | 32 | 10:10:58.29 | 12:03:43.14 | 12:07:48.25 | 12:13:07.81 | 75 - 59/60 | 09:25 | | 02:02:10 | 04:33:08 | 15.72 | 15.82 | 00:00 | 12:53:07 | |
| | 3 | 43 | 26 | 12:53:07.81 | 14:23:46.32 | 14:28:40.28 | | 64/64 | 04:54 | | 01:35:32 | 06:08:40 | 16.33 | 15.95 | 00:00 | 15:08:40 | |
| | 4 | 41 | 20 | 15:08:40.28 | 16:22:52.04 | 16:27:11.46 | | 64/64 | 04:19 | | 01:18:31 | 07:27:11 | 15.28 | 15.83 | 00:00 | 17:07:11 | |
| | 5 | 30 | 22 | 17:07:11.46 | 18:32:12.71 | 18:36:57.49 | | 54/58 | 04:44 | 19:11:11 | 01:29:46 | 08:56:57 | 14.7 | 15.64 | 00:00 | 19:26:57 | |
| | 6 | 27 | 20 | 19:26:57.49 | 20:54:19.63 | 21:00:44.25 | | 57/62 | 06:24 | | 01:27:22 | 10:24:20 | 13.73 | 15.38 | 00:00 | | |
| TrailBy: 03:17:01:283 | | | Avg Recovery/Tot Recovery : 00:06:13 / 00:37:22 | | | | | D.E.M. Oudshoorn/Donna OUDSHOORN | | | | | | | | | |
| 28 | 40 | | CORRADO TIBERI/10055345/ITA | | | | | | | | | MASSUD DC/2006/Grey/Gelding/104HC16 | | | | | |
| | 1 | 40 | 40 | 7:00:00.00 | 9:14:43.08 | 9:16:41.15 | | 62/59 | 01:58 | | 02:16:41 | 02:16:41 | 17.56 | 17.56 | 00:00 | 09:56:41 | |

| | | | | | | | | | | | | | | | | | |
|-----------------------|-----------------------|---|-------------------------------------|---|---|-------------|------------|------------|--|---|----------|----------|-------|-------|-------|----------|--|
| 28 | 2 | 36 | 32 | 9:56:41.15 | 11:50:08.45 | 11:52:27.74 | | 55/56 | 02:20 | | 01:55:47 | 04:12:28 | 16.58 | 17.11 | 00:00 | 12:32:27 | |
| | 3 | 30 | 26 | 12:32:27.74 | 13:59:41.44 | 14:01:34.02 | | 59/60 | 01:53 | | 01:29:06 | 05:41:34 | 17.51 | 17.21 | 00:00 | 14:41:34 | |
| | 4 | 30 | 20 | 14:41:34.02 | 15:53:23.48 | 15:55:46.88 | | 61/60 | 02:24 | | 01:14:13 | 06:55:47 | 16.17 | 17.03 | 00:00 | 16:35:46 | |
| | 5 | 21 | 22 | 16:35:46.88 | 17:49:03.57 | 17:51:44.50 | | 63/64 | 02:41 | 18:26:51 | 01:15:58 | 08:11:45 | 17.38 | 17.08 | 00:00 | 18:41:44 | |
| | 6 | 28 | 20 | 18:41:44.50 | 20:54:21.01 | 21:01:08.21 | | 48/48 | 06:47 | | 02:12:37 | 10:24:21 | 9.05 | 15.38 | 00:00 | | |
| | TrailBy: 03:17:02:663 | | | | Avg Recovery/Tot Recovery : 00:03:00 / 00:18:03 | | | | | Corrado TIBERI/Corrado TIBERI | | | | | | | |
| 29 | 49 |  | LENE HAMMEREN/10049588/NOR | | | | | | | ARASH/2010/Bay/Gelding/105NQ74 | | | | | | | |
| | 1 | 56 | 40 | 7:00:00.00 | 9:23:26.36 | 9:27:51.14 | 9:33:47.48 | 67 - 51/56 | 10:21 | | 02:33:47 | 02:33:47 | 15.61 | 15.61 | 00:00 | 10:13:47 | |
| | 2 | 53 | 32 | 10:13:47.48 | 12:12:00.17 | 12:15:38.45 | | 51/52 | 03:38 | | 02:01:51 | 04:35:38 | 15.76 | 15.67 | 00:00 | 12:55:38 | |
| | 3 | 44 | 26 | 12:55:38.45 | 14:29:41.56 | 14:32:38.72 | | 56/52 | 02:57 | | 01:37:00 | 06:12:39 | 16.08 | 15.78 | 00:00 | 15:12:38 | |
| | 4 | 43 | 20 | 15:12:38.72 | 16:31:30.72 | 16:35:24.00 | | 55/60 | 03:53 | | 01:22:45 | 07:35:24 | 14.5 | 15.55 | 00:00 | 17:15:24 | |
| | 5 | 31 | 22 | 17:15:24.00 | 18:38:24.89 | 18:42:18.43 | | 58/62 | 03:53 | 19:18:18 | 01:26:54 | 09:02:18 | 15.19 | 15.49 | 00:00 | 19:32:18 | |
| | 6 | 29 | 20 | 19:32:18.43 | 21:10:07.77 | 21:19:53.86 | | 52/50 | 09:46 | | 01:37:49 | 10:40:08 | 12.27 | 15 | 00:00 | | |
| TrailBy: 03:32:49:423 | | | | Avg Recovery/Tot Recovery : 00:05:44 / 00:34:28 | | | | | Lene Hammeren/Lene HAMMEREN | | | | | | | | |
| 30 | 48 |  | TONJE DANIELSON/10018469/NOR | | | | | | | DORATSHAH/2007/Bay/Mare/105HH16 | | | | | | | |
| | 1 | 55 | 40 | 7:00:00.00 | 9:23:25.09 | 9:26:28.61 | 9:32:17.76 | 65 - 55/56 | 08:53 | | 02:32:18 | 02:32:18 | 15.76 | 15.76 | 00:00 | 10:12:17 | |
| | 2 | 54 | 32 | 10:12:17.76 | 12:11:56.97 | 12:17:01.25 | | 64/60 | 05:04 | | 02:04:43 | 04:37:01 | 15.39 | 15.59 | 00:00 | 12:57:01 | |
| | 3 | 46 | 26 | 12:57:01.25 | 14:29:32.90 | 14:36:50.50 | | 57/54 | 07:18 | | 01:39:49 | 06:16:51 | 15.63 | 15.6 | 00:00 | 15:16:50 | |
| | 4 | 44 | 20 | 15:16:50.50 | 16:31:23.56 | 16:37:47.45 | | 60/60 | 06:23 | | 01:20:57 | 07:37:47 | 14.82 | 15.47 | 00:00 | 17:17:47 | |
| | 5 | 32 | 22 | 17:17:47.45 | 18:38:20.69 | 18:47:03.62 | | 61/60 | 08:43 | 19:23:28 | 01:29:16 | 09:07:04 | 14.79 | 15.35 | 00:00 | 19:37:03 | |
| | 6 | 30 | 20 | 19:37:03.62 | 21:10:08.64 | 21:25:36.45 | | 57/60 | 15:27 | | 01:33:05 | 10:40:09 | 12.89 | 15 | 00:00 | | |
| TrailBy: 03:32:50:293 | | | | Avg Recovery/Tot Recovery : 00:08:38 / 00:51:48 | | | | | Tonje Danielson/ | | | | | | | | |
| 31 | 29 |  | SARAH ROGERSON/10015425/GBR | | | | | | | WARRENS HILL RUBYN/2007/Grey/Gelding/104MP18 | | | | | | | |
| | 1 | 51 | 40 | 7:00:00.00 | 9:17:38.56 | 9:27:26.85 | | 64/63 | 09:48 | | 02:27:27 | 02:27:27 | 16.28 | 16.28 | 00:00 | 10:07:26 | |
| | 2 | 50 | 32 | 10:07:26.85 | 12:03:32.76 | 12:08:43.79 | | 61/64 | 05:11 | 12:33:59 | 02:01:17 | 04:28:44 | 15.83 | 16.08 | 00:00 | 12:48:43 | |
| | 3 | 48 | 26 | 12:48:43.79 | 14:30:00.21 | 14:38:41.07 | | 56/60 | 08:41 | | 01:49:57 | 06:18:41 | 14.19 | 15.53 | 00:00 | 15:18:41 | |
| | 4 | 45 | 20 | 15:18:41.07 | 16:33:02.03 | 16:38:42.58 | | 59/60 | 05:41 | | 01:20:02 | 07:38:43 | 15 | 15.43 | 00:00 | 17:18:42 | |
| | 5 | 33 | 22 | 17:18:42.58 | 18:51:03.35 | 18:55:21.49 | | 63/60 | 04:18 | 19:30:49 | 01:36:39 | 09:15:21 | 13.66 | 15.13 | 00:00 | 19:45:21 | |
| | 6 | 31 | 20 | 19:45:21.49 | 21:16:54.16 | 21:22:37.38 | | 59/64 | 05:43 | | 01:31:33 | 10:46:54 | 13.11 | 14.84 | 00:00 | | |
| TrailBy: 03:39:35:810 | | | | Avg Recovery/Tot Recovery : 00:06:33 / 00:39:22 | | | | | Sarah Rogerson & Rachael Cratchley/Sarah ROGERSON | | | | | | | | |